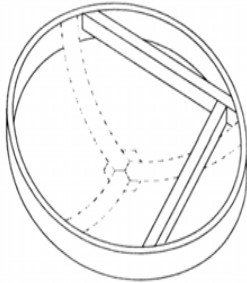


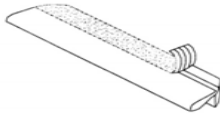
The BORDER MASTER™ Bars

If bars are not already installed, put the two bars together by placing pins into holes.

Place hoop on flat surface. If attaching to EasySpinner™ Hoop, place hoop upside down on table with rib support section up.



Position bars in place inside the hoop so they will be level with the top surface, then lift one end at a time to remove backing from self-adhesive velcro and press in place. If your hoop does not have a lacquer finish, you must first seal the area with lacquer, wood glue, or some type of white glue for the adhesive to stick. Let dry for 24 hours before applying velcro strips.

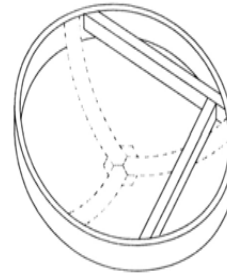


Attach a folded fabric strip to each bar with masking tape as shown in picture. Offset raw edges of fabric to secure both edges at once with the tape.

The BORDER MASTER™ Bars

If bars are not already installed, put the two bars together by placing pins into holes.

Place hoop on flat surface. If attaching to EasySpinner™ Hoop, place hoop upside down on table with rib support section up.



Position bars in place inside the hoop so they will be level with the top surface, then lift one end at a time to remove backing from self-adhesive velcro and press in place. If your hoop does not have a lacquer finish, you must first seal the area with lacquer, wood glue, or some type of white glue for the adhesive to stick. Let dry for 24 hours before applying velcro strips.

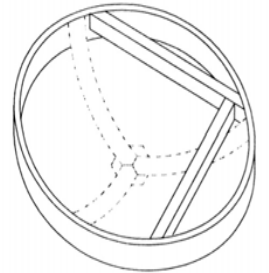


Attach a folded fabric strip to each bar with masking tape as shown in picture. Offset raw edges of fabric to secure both edges at once with the tape.


The BORDER MASTER™ Bars

If bars are not already installed, put the two bars together by placing pins into holes.

Place hoop on flat surface. If attaching to EasySpinner™ Hoop, place hoop upside down on table with rib support section up.



Position bars in place inside the hoop so they will be level with the top surface, then lift one end at a time to remove backing from self-adhesive velcro and press in place. If your hoop does not have a lacquer finish, you must first seal the area with lacquer, wood glue, or some type of white glue for the adhesive to stick. Let dry for 24 hours before applying velcro strips.



Attach a folded fabric strip to each bar with masking tape as shown in picture. Offset raw edges of fabric to secure both edges at once with the tape.

